4.94-5.875GHz 24/23dBi Dual Polarization Panel Antenna for ARC IES™, Integrated Enclosure Solution

"Patented Antenna Solutions"

- Fits ARC's IES™ Enclosure Solutions —SOLD SEPARATELY (ARC-IE1001K99 excluded)
- High Port to Port Isolation for Ideal MIMO performance
- US Engineered
- Manufactured under strict US quality control procedures
- Low profile and rugged design for outdoor use
- Custom Enclosures available

ARC-ID5823B88

Electrical Specifications	
Frequency Range	4.94—5.875 GHz
Gain (Typ)	24dBi Vertical 23dBi Horizontal
3dB Beamwidth Vertical/Horizontal	8 degrees/8 degrees
ETSI	ETSI 2, 3, and 5
VSWR 4.94-4.99GHz 5.15-5.875GHz	 ≤1.5:1 typ., ≤1.9:1 max ≤1.5:1 typ., ≤1.7:1 max.
Port to Port Isolation	40dB (minimum)
Front-to-Back Ratio	>40 dBi
Cross Polarization	>30 dBi
Sidelobe Level	>12 dBi
Power Rating	30 watts
Impedance	50 ohms
Lightning Protection	DC ground

Ordering Information	
Part #	Description
ARC-ID5823B88	5.8GHz 24/23dBi Dual Pol, R/A SMA Jack

Shipping Information	
Sizes and Weights	Description
19in x 16in x 16in (48.6cm x 40.6cm x 40.6cm) 44 lbs (19.95 kg)	Bulk Pack, includes 5 in an over pack box

www.antennas.com

Don't see what you need? Contact us to discuss alternate configurations

Specifications subject to change without notice
See www.antennas.com for warranty information

Rev 113009

ARC Wireless Solutions, Inc. • 10601 I-70 Frontage Rd., N • Wheat Ridge, CO 80033-2660 • Phone 303.421.4063 • Toll Free 800.508.6532 • sales@antennas.com

4.94-5.875GHz 24/23dBi Dual Polarization Panel Antenna for ARC IES™, Integrated Enclosure Solution

"Patented Antenna Solutions"



Mechanical and Environmental Specifications	
Length x Width x Depth	15.2in x 15.2in x 1.12in (38.6cm x 38.6cm x 2.8cm)
Weight	3.6lbs (1.66kg)
Backplane	Aluminum
Radome	UV stabilized ABS plastic, gray
Wind Survivability	125mph (201kph)
Wind Load	1.6ft² (0.148m²)
Operating Temperature Range	-49°F to 149°F (-45°C to 65°C)
Pole Mount Diameter Range	See ARC IES™ Enclosure Solutions
Environmental	IP 67 (with Enclosure)
Connector (2)	R/A SMA Jack

Vertical Polarization

RF Patterns
Vertical Cut, typ.

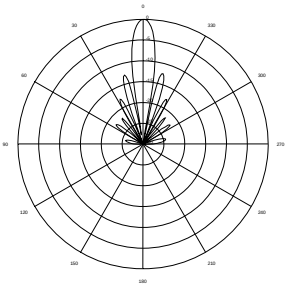

RF Patterns
Horizontal Cut, typ.

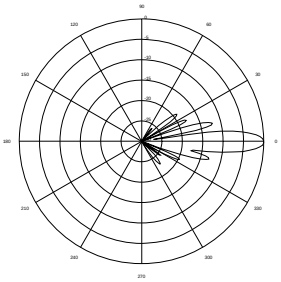

Horizontal Polarization

RF Patterns
Vertical Cut, typ.

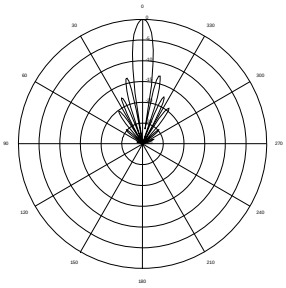

RF Patterns
Horizontal Cut, typ.

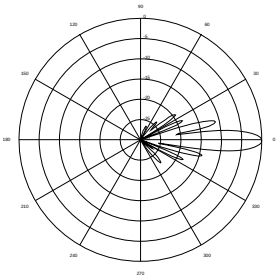

www.antennas.com

Don't see what you need? Contact us to discuss alternate configurations

Specifications subject to change without notice

See www.antennas.com for warranty information

Rev 113009

ARC Wireless Solutions, Inc. • 10601 I-70 Frontage Rd., N • Wheat Ridge, CO 80033-2660 • Phone 303.421.4063 • Toll Free 800.508.6532 • sales@antennas.com